

NARAINGARH SUGAR MILLS LTD., SHAHZADPUR, TEH. NARAINGARH

Detailed Notice Inviting Tender

Tender is invited for below mentioned items / jobs:-

Sr. No.	Description of items / jobs	EMD to be deposited INR.	Start Date & Time of Bid Preparation & Submission	Expiry Date & Time of Bid Preparation & Submission
1.	Supply of valves	22,000/-	30.06.25 at 03:00 PM	14.07.25 upto 03:00 PM

Under this process, the Pre-qualification / Technical bid Application as well as Commercial Bid are invited at single stage under two covers i.e. Pre-qualification / Technical & Commercial Envelope. Eligibility and qualification of the Applicant will be first examined based on the details submitted under first envelope (Pre-qualification / Technical) with respect to eligibility and qualification criteria prescribed in this Tender document. The Commercial bid under the second envelope shall be opened for only those Applicants whose Pre-qualification / Technical bid Applications are responsive to eligibility and qualifications requirements as per Tender document.

- **Earnest Money:** The party will deposit the earnest money (mentioned above in table) by RTGS/NEFT before expiry date. The tender will not be accepted without earnest money.
- **Bank details for Earnest Money:**
Name: Naraingarh Sugar Mills Ltd.
Bank A/c No. 913020056279987
Bank Name: Axis Bank Ltd.
Branch Name: Banaundi BNU HR, Banaundi-134202
IFSC Code: UTIB0002249

Note: The bids shall be submitted in two separate envelopes.

Signature of the party with seal

Name of the party: _____

Address: _____

Contact No. _____

NARAINGARH SUGAR MILLS LTD., SHAHZADPUR, TEH. NARAINGARH

• **Envelope 1: Pre-Qualification / Technical Bid**

Sr. No.	Description	Qty.
A	Actuator Operated Butterfly valves Make Of valves & Actuator: - Delvel Flow Control pvt. Ltd Body :- Cast Iron, Disc :- CF8 ,Seat :- EPDM, Stem-S.S.410 Pressure Rating :- 50psi, Temp.:- 180°C	
1	Size:- 200 MM	As per advice
2	Size:- 250 MM	
3	Size:- 300 MM	
B	Cast iron Heavy Duty Manual Hand Lever Operated wafer Type Butterfly Valves(As per IS:13095) Make :- Kartar Body :- Cast Iron, Disc/Stem :- CF8 , PN-1.0 Seat/Liner :- EPDM Pressure Rating :- PN10, Temp.:- 180°C	
1	Size:- 50 MM	As per advice
2	Size:- 65 MM	
3	Size:- 80 MM	
4	Size:- 100 MM	
5	Size:- 150 MM	
C	Cast iron Heavy Duty Gear Operated wafer Type Butterfly Valves (As per IS:13095) Make :- Kartar Body :- Cast Iron, Disc/Stem :- CF8 , PN-1.0 Seat/Liner :- EPDM Pressure Rating :- PN10, Temp.:- 180°C	
1	Size:- 200 MM	As per advice
2	Size:- 250 MM	
3	Size:- 300 MM	
4	Size:- 350 MM	
D	Cast Iron Flanged Ends (Heavy Duty) Sluice valve (Non Rising Spindle) With G.M Working Parts & S.S Spindle confirming To IS:14846:2000 PN 1.6 flanged Ends Drill As Per BS:10 table 'D' Make: Leader/Kartar/Venus/Pradip	
1	Size:- 50 MM	As per advice
2	Size:- 65 MM	
3	Size:- 80 MM	
4	Size:- 100 MM	
5	Size:- 125 MM	
6	Size:- 150 MM	
7	Size:- 200 MM	
8	Size:- 250 MM	
9	Size:- 300 MM	
E	Cast Iron Heavy Duty Flanged Ends Rubber Seated valves With S.S Spindle & EPDM Rubber Seat Side Flanged Drilled As Per BS:10Table 'D', Make:- Pradip/Puri/Venus	

1	Size:- 2" (50 MM)	As per advice
2	Size:- 2½" (65 MM)	
3	Size:- 3" (80MM)	
4	Size:- 4" (100 MM)	
5	Size:- 5" (125 MM)	
6	Size:- 6" (150 MM)	
7	Size:- 8" (200 MM)	
F	S.S. Ball valves Screwed Ends Full Port Body Stainless Steel Ball & Stem S.S 316 Seat:- PTFE, make:- Venus/Pradip	
1	Size:- 15 MM	As per advice
2	Size:- 20 MM	
3	Size:- 25 MM	
4	Size:- 40 MM	
5	Size:- 50 MM	
G	Cast Iron Flanged Ends Rising Spindle Sluice valve With G.M Working parts & S.S spindle Confirming To IS:14846:2000 PN 1.6 Flanged Ends Drilled As Per BS 10 Table 'D' Make:- Venus/Pradip	
1	Size: - 250 MM Flange To Flange Distance: - 330MM P.C.D Of Drilled Holes: - 355 MM No. Of Drilled Holes :- 8-23 MM	As per advice
H	Cast Iron Flanged Ends (Vertical) Non Return valve Confirming To IS:5312 Part-1 Flanged Ends Drilled As Per BS:10 Table 'D' Make :- Venus/Pradip	
1	Size:- 80 MM	As per advice
2	Size:- 100 MM	
3	Size:- 125 MM	
4	Size:- 150 MM	
5	Size:- 200 MM	
I	Cast Iron Heavy Duty Flanged Ends Non Rising Spindle Sluice valve With S.S Seats & S.S spindle Make:- LEADER	
1	Size:- 100 MM	As per advice
2	Size:- 125 MM	
3	Size:- 150 MM	
J	Gun Metal Flanged Ends gate valve (Tested At 300 LBS), Make:- Sant	
1	Size:- 50 MM	As per advice
K	Sulphur Burner M.S. Fabricated Steam Jacketed Valve (Make: Crane/Pradip/Puri) (Right Angle) With S.S. Spindle, S.S. Body Seat & S.S. Flap, With O/S Yoke Type, Double Bearing Drive For Easy Operation & Flange Duly Drilled As Per BS10 Table-D, (for SO2 Furnace), (Outer dimensions as per sketch complete with all connections) OD for outer shell: 220 mm Total height of outer shell: 240 mm	
1	SIZE: 80 MM	As per advice

L	Rubber seal Kit For Pan Cutover Valve Make: Pradip	
1	Seal kit For Locking Pneumatic Cylinder Size:-75 mm Dia.	04 set
N	Needle Valve Size:0.5' M.O.C.-S.S.	10 Nos.
O	Diaphragm for Diaphragm Valve	
1	Size: 25	05 Nos.
2	Size: 40	05 Nos.
3	Size: 50	05 Nos.
4	Size: 65	05 Nos.
5	Size: 80	05 Nos.
P	Spare For Locking Cylinder Of Pan Discharge valves As Per Sketch No. NSML/SK/341	
1	MKD No.1 Spare Cylinder MOC:- High Pressure Cold Drawn Cylinder Tube As Per IS:9158-1979 The Same Shall Be Internally Honed & Chrome -Plated As Per IS: 1337-1993 Specification For Electroplated coating Of hard Chromium Size:- 101.70 MM ID X 112.6 MM OD X 225 MM Long	03 Nos.
2	MKD No.2 Piston Rods / Spindle MOC. : - It Will Be Of Stainless Steel Finely Ground To Ear Perfect Roundness & hard Chrome Plated Confirming To IS: 1337: 1993 To Insure leakproof Performance Of The Rod. Size:- 33.8 MM Dia X 446 MM Long	03 Nos.
Q	'O' Ring Size:- 33 MM ID X 41 MM OD X 4 MM (Dia Cord)	10 Nos.
R	Complete Pneumatic Air Cylinder Assly. MOC:- Cylinder & Piston Rod :- Size & Specification As Per MKD No 1 & 2 Size Of End Plate Both Side :- 116 MM Sq. X 30 MM Thk TIE Rod Size :- 12.7 MM Dia (½" Dia)	01 No.
S	Spare Rubber Seal Kit For Above Cylinder	03 Set

- **Bid shall be accepted on the basis of above mentioned specifications.**

The bidders shall submit the required eligibility documents in the Pre-qualification / Technical Bid having following documents.

Information /documents to be attached by the tenderers with the Pre-qualification / Technical Bid where ever is applicable.

- 1) Copy of latest three year purchase / work order of firms / companies for the same type of materials /Jobs.
- 2) Certificate of authorized dealership of particular material, if party is authorized.
(For supplier only)
- 3) Certificate from the proprietor/partner/firm authorizing firm's representative to sign/participate in opening and negotiation of the tender (signature duly attested).
- 4) Copy of Sales Tax/GST registration number.
- 5) Copy of PAN Card.
- 6) The information i.e. Firm/Company Name, Complete Address, Contact person, Mobile No. & e-mail ID to be attached.
- 7) EMD or RTGS/NEFT details.

In case of Non-attachment of the above (wherever is applicable) this bid shall be rejected.

Declaration:-

We declare that we have put up the commercial bid as per format & no change in conditions has been mentioned, the conditions mentioned there in are acceptable to us.

☐

Please tick

Signature of the party with seal

Name of the party: _____

Address: _____

Contact No. _____

NARAINGARH SUGAR MILLS LTD., SHAHZADPUR, TEH. NARAINGARH

• Envelope 2: Commercial Bid

The bidders shall quote the prices in Commercial bid format under
(COMMERCIAL BID TO BE SUBMIT)

Sr. No.	Description	Qty.	Unit Rate INR.
A	Actuator Operated Butterfly valves Make Of valves & Actuator: - Delvel Flow Control pvt. Ltd Body :- Cast Iron, Disc :- CF8 ,Seat :- EPDM, Stem-S.S.410 Pressure Rating :- 50psi, Temp.:- 180° C		
1	Size:- 200 MM	As per advice	
2	Size:- 250 MM		
3	Size:- 300 MM		
B	Cast iron Heavy Duty Manual Hand Lever Operated wafer Type Butterfly Valves(As per IS:13095) Make :- Kartar Body :- Cast Iron, Disc/Stem :- CF8 , PN-1.0 Seat/Liner :- EPDM Pressure Rating :- PN10, Temp.:- 180° C		
1	Size:- 50 MM	As per advice	
2	Size:- 65 MM		
3	Size:- 80 MM		
4	Size:- 100 MM		
5	Size:- 150 MM		
C	Cast iron Heavy Duty Gear Operated wafer Type Butterfly Valves (As per IS:13095) Make :- Kartar Body :- Cast Iron, Disc/Stem :- CF8 , PN-1.0 Seat/Liner :- EPDM Pressure Rating :- PN10, Temp.:- 180° C		
1	Size:- 200 MM	As per advice	
2	Size:- 250 MM		
3	Size:- 300 MM		
4	Size:- 350 MM		
D	Cast Iron Flanged Ends (Heavy Duty) Sluice valve (Non Rising Spindle) With G.M Working Parts & S.S Spindle confirming To IS:14846:2000 PN 1.6 flanged Ends Drill As Per BS:10 table 'D' Make: Leader/Kartar/Venus/Pradip		

1	Size:- 50 MM	As per advice	
2	Size:- 65 MM		
3	Size:- 80 MM		
4	Size:- 100 MM		
5	Size:- 125 MM		
6	Size:- 150 MM		
7	Size:- 200 MM		
8	Size:- 250 MM		
9	Size:- 300 MM		
E	Cast Iron Heavy Duty Flanged Ends Rubber Seated valves With S.S Spindle & EPDM Rubber Seat Side Flanged Drilled As Per BS:10Table 'D', Make:- Pradip/Puri/Venus		
1	Size:- 2" (50 MM)	As per advice	
2	Size:- 2½" (65 MM)		
3	Size:- 3" (80MM)		
4	Size:- 4" (100 MM)		
5	Size:- 5" (125 MM)		
6	Size:- 6" (150 MM)		
7	Size:- 8" (200 MM)		
F	S.S. Ball valves Screwed Ends Full Port Body Stainless Steel Ball & Stem S.S 316 Seat:- PTFE, make:- Venus/Pradip		
1	Size:- 15 MM	As per advice	
2	Size:- 20 MM		
3	Size:- 25 MM		
4	Size:- 40 MM		
5	Size:- 50 MM		

G	Cast Iron Flanged Ends Rising Spindle Sluice valve With G.M Working parts & S.S spindle Confirming To IS:14846:2000 PN 1.6 Flanged Ends Drilled As Per BS 10 Table 'D' Make:- Venus/Pradip		
1	Size: - 250 MM Flange To Flange Distance: - 330MM P.C.D Of Drilled Holes: - 355 MM No. Of Drilled Holes :- 8-23 MM	As per advice	
H	Cast Iron Flanged Ends (Vertical) Non Return valve Confirming To IS:5312 Part-1 Flanged Ends Drilled As Per BS:10 Table 'D' Make :- Venus/Pradip		
1	Size:- 80 MM	As per advice	
2	Size:- 100 MM		
3	Size:- 125 MM		
4	Size:- 150 MM		
5	Size:- 200 MM		
I	Cast Iron Heavy Duty Flanged Ends Non Rising Spindle Sluice valve With S.S Seats & S.S spindle Make:- LEADER		
1	Size:- 100 MM	As per advice	
2	Size:- 125 MM		
3	Size:- 150 MM		
J	Gun Metal Flanged Ends gate valve (Tested At 300 LBS), Make:- Sant		
1	Size:- 50 MM	As per advice	
K	Sulphur Burner M.S. Fabricated Steam Jacketed Valve (Make: Crane/Pradip/Puri) (Right Angle) With S.S. Spindle, S.S. Body Seat & S.S. Flap, With O/S Yoke Type, Double Bearing Drive For Easy Operation & Flange Duly Drilled As Per BS10 Table-D, (for SO2 Furnace), (Outer dimensions as per sketch complete with all connections) OD for outer shell: 220 mm Total height of outer shell: 240 mm		
1	SIZE: 80 MM	As per advice	

L	Rubber seal Kit For Pan Cutover Valve Make: Pradip		
1	Seal kit For Locking Pneumatic Cylinder Size:-75 mm Dia.	04 set	
N	Needle Valve Size:0.5' M.O.C.-S.S.	10 Nos.	
O	Diaphragm for Diaphragm Valve		
1	Size: 25	05 Nos.	
2	Size: 40	05 Nos.	
3	Size: 50	05 Nos.	
4	Size: 65	05 Nos.	
5	Size: 80	05 Nos.	
P	Spare For Locking Cylinder Of Pan Discharge valves As Per Sketch No. NSML/SK/341		
1	MKD No.1 Spare Cylinder MOC:- High Pressure Cold Drawn Cylinder Tube As Per IS:9158-1979 The Same Shall Be Internally Honed & Chrome -Plated As Per IS: 1337-1993 Specification For Electroplated coating Of hard Chromium Size:- 101.70 MM ID X 112.6 MM OD X 225 MM Long	03 Nos.	
2	MKD No.2 Piston Rods / Spindle MOC. :- It Will Be Of Stainless Steel Finely Ground To Ear Perfect Roundness & hard Chrome Plated Confirming To IS: 1337: 1993 To Insure leakproof Performance Of The Rod. Size:- 33.8 MM Dia X 446 MM Long	03 Nos.	
Q	'O' Ring Size:- 33 MM ID X 41 MM OD X 4 MM (Dia Cord)	10 Nos.	
R	Complete Pneumatic Air Cylinder Assly. MOC:- Cylinder & Piston Rod :- Size & Specification As Per MKD No 1 & 2 Size Of End Plate Both Side :- 116 MM Sq. X 30 MM Thk TIE Rod Size :- 12.7 MM Dia (½" Dia)	01 No.	
S	Spare Rubber Seal Kit For Above Cylinder	03 Set	

Terms & Conditions:-

- 1) Payment terms:-
 - a) For material supply: 30 days after receipt of material subjected to quality approved.
 - b) For job work: 30 days after submission of verified bills subjected to satisfactory completion of work.
- 2) Price will be FOR Naraingarh Sugar Mills Ltd.
- 3) Packing & forwarding charges: - In the scope of supplier / Contractor.

4) Please mention the time period of material delivery / job completion in given space under:-

-
- 5) SGST/CGST/UGST/IGST will be extra as applicable as per norms (Our GST No.06AAACN0454G1ZV).
 - 6) TDS to be deducted as per GST Rules (if applicable).
 - 7) It will be mandatory condition, that no employee/his family member / relative can take participate directly or indirectly in BID.
 - 8) Presence of BIDDER by self in case of proprietor/ Partner or Authorized person with authority letter in case of partnership/Co. is necessary at the time of opening of tender is must.
 - 9) **Liquidated Damages:** Time is the essence of this supply / job. Hence, you shall strictly adhere to the delivery of material / completion of job. You are liable to pay liquidated damages towards late delivery of the material / late completion of job at the rate of 2% of the value of the order for subject supply / job for the delay of every one week subject to the maximum limit of 10% of the value of the Order.
 - 10) If at all L-1 party refuses to undertake the job, then purchase committee shall have the right to award the order to second lowest party on the finalized rates in the interest of the Mills.
 - 11) Board/Management of the Mills shall have the right to negotiate with other participants also if quoted rates of L-1, L-2 & L-3 party do not seem to be reasonable upto the marks in the interest of the Mills.
 - 12) Rates are to be quoted on the basis of above said terms & conditions.
 - 13) Conditional tender will not be accepted.
 - 14) The undersigned reserves the right to accept or reject any or all the tenders without assigning any reason.

Note: Only Pre-qualification / Technical bid will be open by our technical team for discussion. Parties are invited on opening of commercial bid on dated 17.07.25 at 11:00 AM.

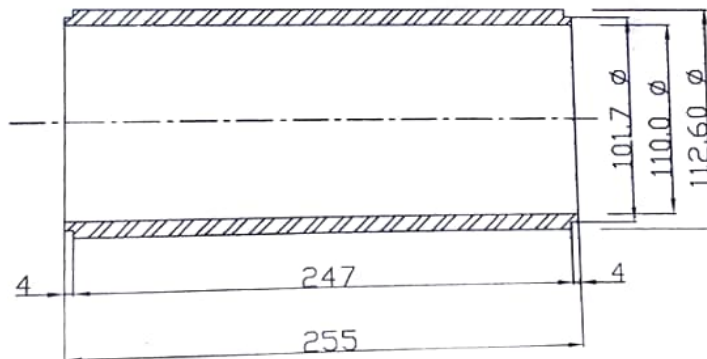
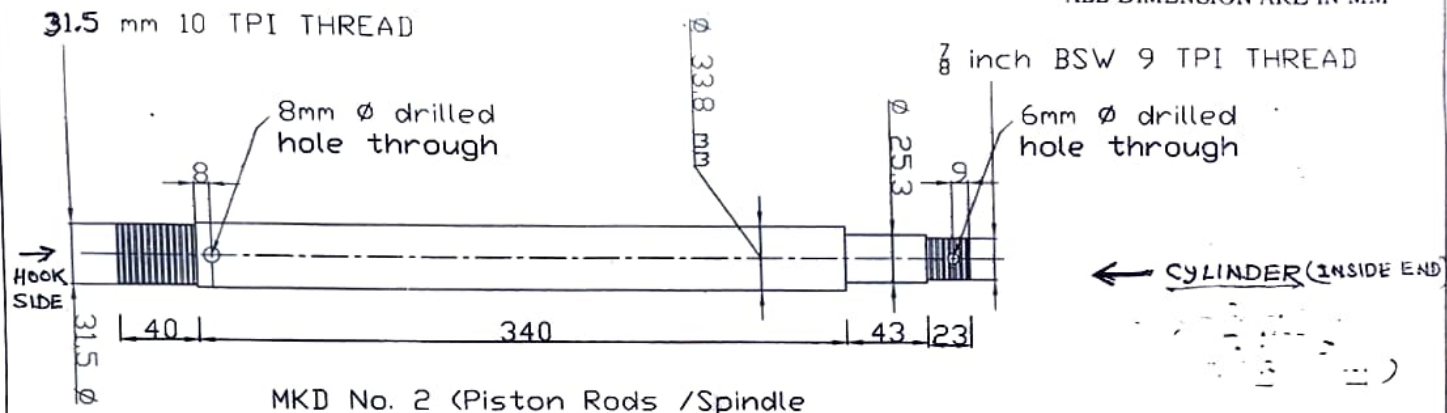
Signature of the party with seal

Name of the party: _____

Address: _____

Contact No. _____

NOTE:
ALL DIMENSION ARE IN MM



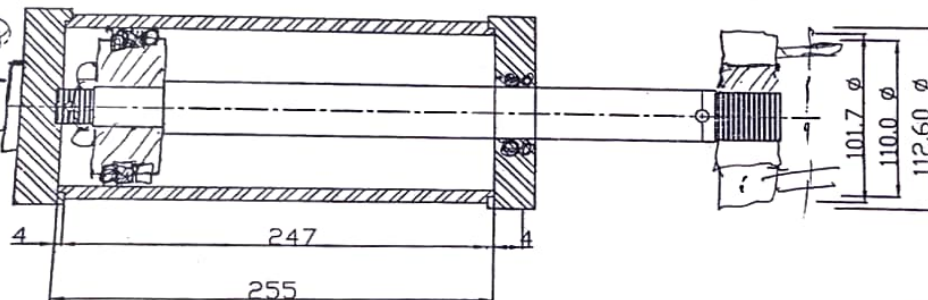
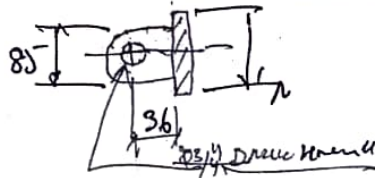
NARAINGARH SUGAR MILLS LTD

TITLE

Spare for Locking Cylinder
Of Pan Discharge Valve

DRAWING NO. NSML/SK/341

NOTE:
ALL DIMENSION ARE IN MM



MKD No. 1 (Spare Cylinder)

NOTE:- FOR REF. ONLY (FOR COMPLEX CYLINDER ASSEMBLY)
13/06/24

M/S
30/5/25

NARAINGARH SUGAR MILLS LTD.

TITLE

Spare for Locking Cylinder
Of Pan Discharge Valve

DRAWING NO. NSML/SK/341